


# > Jobs > Skills > Futures

Working to deliver  
the Olympic Park



## Employment and Skills

Contractor workforce, April 2008 – June 2011

### 25,864

People in total have experienced work for contractors on the Olympic Park since April 2008.

### 13,749

People in total have experienced work for contractors on the Athletes' Village since April 2010.

Figures as at end of June 2011

When enrolling on the Olympic Park and Athletes' Village, workers are required to answer a series of questions about the characteristics of their employment. This set of cumulative figures is being published as the 'big build' draws to a close, and shows those that have spent five or more days working on the Olympic Park since measurement began in April 2008, and on the Athletes' Village when measurement began in April 2010.

Each quarter, since September 2008, the ODA has published information about the contractor's workforce, taking a monthly snapshot. We established a 'five day rule' to differentiate between a person experiencing work on the 'big build' programme for the period of measurement, (a working month) and those who would work on the Park on an occasional basis.

The monthly snapshot includes those who have spent five days working on the programme over one working month.

In collating these cumulative figures, the 'five day rule' is applied across the entire build programme. This gives a larger sample size and includes occasional workers who have spent five days working on the Park or Village throughout the programme, but who have not worked five days in any one month. Therefore, this takes account of workers who have not been shown in the monthly snapshots.

The size of the cumulative workforce is bigger than originally predicted as it includes workers who may have spent a small number of days working on the Olympic Park over the 'big build' period. These workers, who do not appear in our snapshots, are also less likely

to be local residents and will not have benefited from the ODA's interventions to give local people priority access to longer term jobs and training.

There is a small group of people who are defined as neither working exclusively on the Olympic Park or Athletes' Village. These are described as 'dual location' and represent a group of individuals who have registered on both the Park and the Village during an uninterrupted period, whilst working for the same contractor.

This 'dual location' group comprised a total of 728 people since measurement began in April 2010. This represents approximately two per cent of the total workforce. 'Dual location' workers are not included in the separate breakdowns for the Olympic Park and Athletes' Village.

# Total Olympic Park contractor workforce

**Table 1: Total Olympic Park contractor workforce**

	Total Olympic Park contractor workforce
Olympic Park	25,864
- Five Host Boroughs	4,030
- Barking and Dagenham	578
- Other London boroughs	7,270

Between April 2008 and June 2011, 25,864 people have worked on the Olympic Park for five or more days.

**Table 2: Employment and skills**

Upon starting work on the Olympic Park, members of the workforce are asked to give data voluntarily about the characteristics of their employment. The percentages within the tables and commentary below are based on those who provide a valid response to these questions.

	Total Olympic Park contractor workforce	Benchmark percentage
Previously unemployed	10%	7%

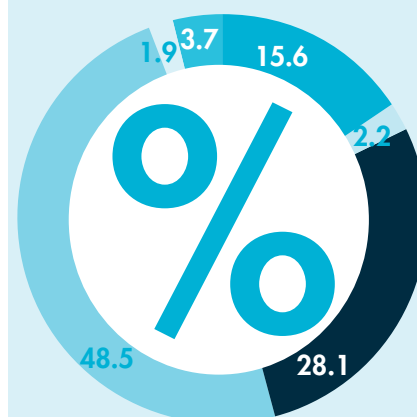
The proportion of the workforce declaring themselves to be previously unemployed before starting work on the Olympic Park is 10 per cent.

The ODA monitors the proportion of Olympic Park workers from the five Host Boroughs, other London boroughs and the rest of the UK that were previously unemployed before starting work on the London 2012 Games project. Twenty five per cent of the Olympic Park workforce resident in the five Host Boroughs declared themselves to have been previously unemployed. Ten per cent of the workforce who were resident in other London boroughs and five per cent of those residing elsewhere in the UK declared themselves to have been previously unemployed.

## London Living Wage

81.2 per cent of the workforce on the Olympic Park declared themselves as earning the London Living Wage (LLW) or above at their point of their enrolment. 8.4 per cent of the workforce stated that they were not paid the LLW, with the remaining 10.4 per cent preferring not to say.

**Chart 1: Location of Olympic Park contractor workforce**



### Total Olympic Park contractor workforce

15.6%	Five Host Boroughs
2.2%	Barking and Dagenham
28.1%	Other London boroughs
48.5%	UK (outside London)
1.9%	Residing outside the UK
3.7%	No information
<b>100%</b>	<b>Total</b>

Of the 25,864 strong Olympic Park workforce, 15.6 per cent were resident in the five Host Boroughs and 45.9 per cent of the workforce had a permanent London address.

### Table 3: Equality monitoring

The ODA monitors the gender of all workers on the Olympic Park. Four per cent of the total Olympic Park contractor workforce were women.

	Total Olympic Park contractor workforce	Benchmark percentage
Women	4%	11%
Disabled people	1.2%	3%
BAME	15%	15%

Of the Olympic Park workforce in manual trades, 1.8 per cent were women. This is within the national average of one to two per cent.

Ethnicity and disability data is provided voluntarily by the Olympic Park workforce. The percentage of the total Olympic Park workforce with a declared disability was 1.2 per cent.

The percentage of the total Olympic Park workforce that were of black, Asian or minority ethnic origin (BAME) was 15 per cent, which meets the benchmark.

#### **BAME by location**

The ODA monitors the proportion of Park workers within the five Host Boroughs, other London boroughs and the rest of the UK, that are of black, Asian or minority ethnic origin. Thirty-three per cent of the Park workforce that are resident in the five Host Boroughs declared themselves to be of black, Asian or minority ethnic origin. Seventeen per cent of the Park workforce who are resident in other London boroughs and six per cent of those residing elsewhere in the UK declared themselves to be of black, Asian or minority ethnic origin.

# Total Athletes' Village contractor workforce

**Table 4: Total Athletes' Village contractor workforce**

	Total Athletes' Village contractor workforce
Athletes' Village	13,749
- Five Host Boroughs	3,328
- Barking and Dagenham	458
- Other London boroughs	4,976

Between April 2010 and June 2011, a total of 13,749 people have worked on the Athletes' Village for five or more days.

**Table 5: Employment and skills**

Upon starting work on the Athletes' Village, members of the workforce are asked to give data voluntarily about the characteristics of their employment. The percentages within the tables and commentary below are based on those who provide a valid response to these questions.

	Total Athletes' Village contractor workforce	Benchmark percentage
Previously unemployed	10%	7%

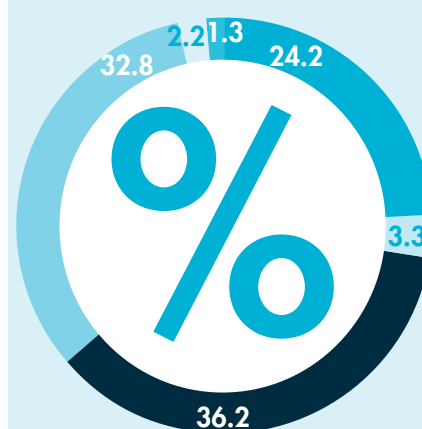
The proportion of the workforce declaring themselves to be previously unemployed before starting work on the Athletes' Village is 10 per cent.

The ODA monitors the proportion of Village workers resident within the five Host Boroughs, other London boroughs and the rest of the UK that are previously unemployed. Fifteen per cent of the Athletes' Village workforce resident in the five Host Boroughs declared themselves to have been previously unemployed. Eleven per cent of the workforce who were resident in other London boroughs and six per cent of those residing elsewhere in the UK declared themselves to have been previously unemployed before starting work on the Athletes' Village.

## London Living Wage

Sixty-one per cent of the workforce on the Athletes' Village declared themselves as earning the London Living Wage (LLW) or above at the point of their enrolment. Only eight per cent of the Village workforce stated that they did not get paid the LLW, with the remaining 31 per cent stating that they 'preferred not to say'.

**Chart 2: Location of Athletes' Village contractor workforce**



**Total Athletes' Village contractor workforce**

24.2%	Five Host Boroughs
3.3%	Barking and Dagenham
36.2%	Other London boroughs
32.8%	UK (outside London)
2.2%	Residing outside the UK
1.3%	No information
<b>100%</b>	<b>Total</b>

Of the 13,749 strong total Athletes' Village workforce, 24.2 per cent were resident in the five Host Boroughs and 63.7 per cent of the workforce had a permanent London address.

## Table 6: Equality monitoring

The ODA monitors the gender of all workers on the Athletes' Village. Three per cent of the Athletes' Village contractor workforce were women.

	Total Athletes' Village contractor workforce	Benchmark percentage
Women	3%	11%
Disabled people	0.5%	3%
BAME	13%	15%

Of the Athletes' Village workforce in manual trades, one per cent were women.

Ethnicity and disability data is provided voluntarily by the Village workforce. The percentage of the Athletes' Village workforce with a declared disability is 0.5 per cent.

The percentage of the workforce that was of black, Asian or minority ethnic origin (BAME) was 13 per cent.

### BAME by location

The ODA also monitors the proportion of Village workers that are resident in the five Host Boroughs, other London boroughs, and residing elsewhere in the UK, that are of black, Asian or minority ethnic origin. Eighteen per cent of the Village workforce resident in the five Host Boroughs were of black, Asian or minority ethnic origin. Fifteen per cent of the Village workforce who were resident in other London boroughs and four per cent of those residing elsewhere in the UK declared themselves to be of black, Asian or minority ethnic origin.

This publication is available on request in other languages and formats. For a large print, easy read, Braille, Word or audio version please email [info@enquiries.london2012.com](mailto:info@enquiries.london2012.com) or phone 0808 100 2012 and quote reference ODA 2011/230. This document can be found in the publications section of [london2012.com](http://london2012.com)

Please phone for a free translation

Ju lutemi telefononi për përkthime falas  
رجاءً اتصل بنا للحصول على ترجمة مجانية  
मईत भाषांतर माटे मडेरआनी करीने झोन करो.

請致電要求免費翻譯

请打电话要求免费翻译

ਮੁਫਤ ਅਨੁਵਾਦ ਵਾਸਤੇ ਕਿਰਪਾ ਕਰਕੇ ਫੋਨ ਕਰੋ

Fadlan soo wac tarjumaad lacag la'aan ah

براه مهربانی مفت ترجمے کے لیے فون کریں

Lütfen ücretsiz çeviri için arayın

xin gọi điện để được dịch miễn phí

Téléphonez pour obtenir une traduction gratuite

বিনামূল্যে অনুবাদের জন্য অনুগ্রহ পূর্বক টেলিফোন করুন

Prosimy zadzwonić w celu uzyskania bezpłatnego tłumaczenia.

Por favor telefone para obter uma tradução gratuita

Llámenos para conseguir una traducción gratuita



MAYOR OF LONDON



© 2011 Olympic Delivery Authority. The official Emblems of the London 2012 Games are © London Organising Committee of the Olympic Games and Paralympic Games Limited (LOCOG) 2007. All rights reserved.

The construction of the venues and infrastructure of the London 2012 Games is funded by the National Lottery through the Olympic Lottery Distributor, the Department for Culture, Media and Sport, the Mayor of London and the London Development Agency.

Published July 2011